

Your LinkedIn performance report

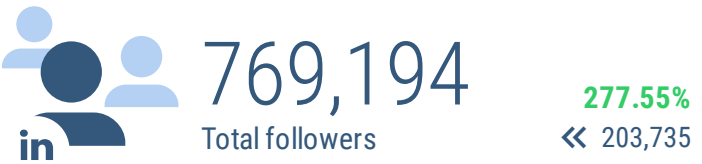


Report date: 18/08/2019 — 24/08/2019
Compared to: 11/08/2019 — 17/08/2019

Duration (days): 7

Total followers


Total number of followers your account had at the end of the report period



Company ABC

New followers

New LinkedIn fans you've made during this period





Company ABC

Network by country

Country	Followers
 United States	656,165 151%
 United Kingdom	450,147 ↑
 Austria	227,058 ↑
 Italy	186,319 ↑

Company ABC

Followers organic vs. paid

 Organic followers	848,839	-7.84%
 Paid followers	1,195,859	118.65%

Company ABC

Network by function

Function	Followers
 Manager	178,582 ↓
 CEO	2,670 -95.34%
 Assistant manager	2,168 -94.36%
 Consultant	1,798 -94.77%

Company ABC

Network by industry

Industry	Followers
 Marketing	485,441 ↓
 IT	2,465 -99.15%
 Science	469 -99.81%
 Government	399 -99.81%

Company ABC

Page views

	All page views	499,013	-59.05%
	All desktop views	266,829	51.95%
	All mobile views	878,374	9.25%

Company ABC

Page engagements

	Likes	619,611	89.23%
	Comments	1,118,386	4.16%
	Shares	884,002	662.75%

Company ABC

Post impressions

The total number of post impressions during this period



Company ABC

Career page engagements

	Banner clicks	761,695	-36.97%
	Employees clicks	433,242	-61.31%

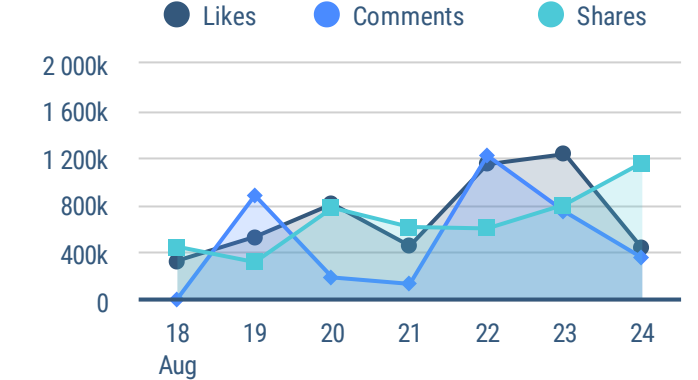
Company ABC

Section views

	About views	528,368	352.15%
	Overview views	1,157,998	202.70%
	Jobs views	15,428	-87.01%

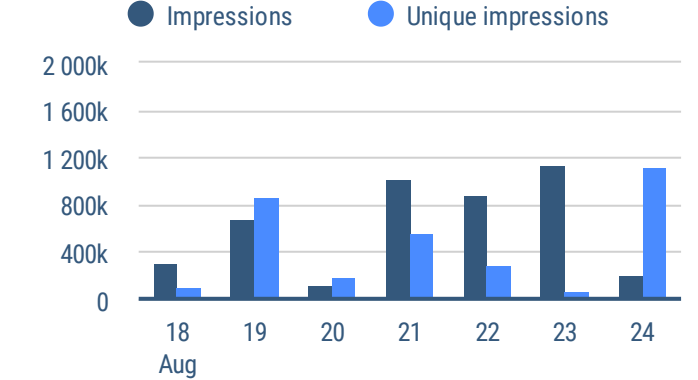
Company ABC

Page engagements chart



Company ABC

Post impressions chart



Company ABC