

# Your LinkedIn performance report



**Report date:** 18/08/2019 — 24/08/2019  
**Compared to:** 11/08/2019 — 17/08/2019

**Duration (days):** 7

## Total followers

Total number of followers your account had at the end of the report period



Company ABC

## New followers

New LinkedIn fans you've made during this period



Company ABC

## Network by country

Country	Followers
<b>United States</b>	308,131 105%
<b>United Kingdom</b>	19,196 ↓
<b>Austria</b>	10,353 ↓
<b>Italy</b>	5,415 -93.66%

Company ABC

## Followers organic vs. paid

<b>Organic followers</b>	1,014,259	17.98%
<b>Paid followers</b>	1,079,857	6,268.58%

Company ABC

## Network by function

Function	Followers
<b>Manager</b>	232,384 ↓
<b>CEO</b>	227,210 ↑
<b>Assistant manager</b>	135,474 ↓
<b>Consultant</b>	74,259 ↓

Company ABC

## Network by industry

Industry	Followers
<b>Marketing</b>	867,036 ↓
<b>IT</b>	460,113 339%
<b>Science</b>	297,754 323%
<b>Government</b>	239,035 404%




Company ABC

## Page views

 <b>All page views</b>	669,856	72.29%
 <b>All desktop views</b>	503,401	-44.53%
 <b>All mobile views</b>	1,043,773	131.04%

 Company ABC

## Page engagements

 <b>Likes</b>	342,594	355.92%
 <b>Comments</b>	1,092,872	33.82%
 <b>Shares</b>	319,727	-74.05%

 Company ABC



## Post impressions

The total number of post impressions during this period



 Company ABC

## Career page engagements

 <b>Banner clicks</b>	765,760	142.12%
 <b>Employees clicks</b>	618,054	82.97%

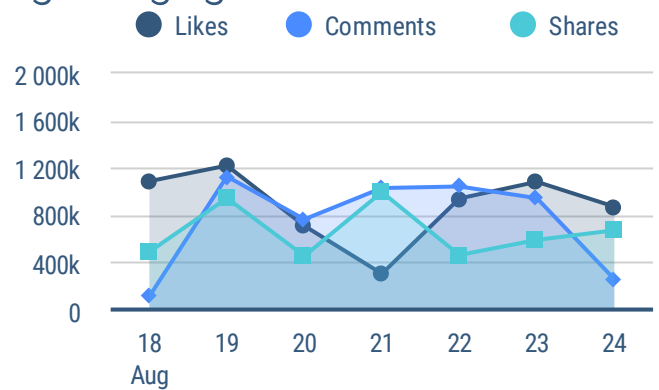
 Company ABC

## Section views

 <b>About views</b>	116,535	-87.65%
 <b>Overview views</b>	493,916	-23.95%
 <b>Jobs views</b>	48,054	-88.41%

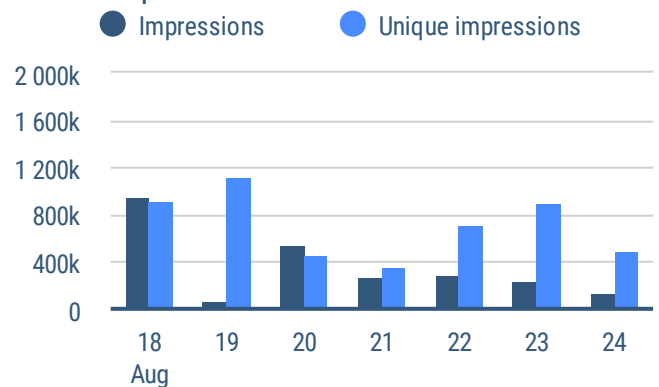
 Company ABC

## Page engagements chart



 Company ABC

## Post impressions chart



 Company ABC